


CRAFTS

4TH AND 5TH
GRADE



LET'S PLAY!

DAY 1

CREATIVITY PLATE

SUPPLIES:

Paper Plate
Scripture Page (from Psalm 139)
Markers
Pipe cleaners
Wiki Stix
Craft Sticks
Playdough
Tape

WHAT THE KIDS DO:

- Give each kid a paper plate and place markers in the middle of the group or table
- Have the kids write Scriptures from Psalm 139 on their plate and the main point of God is the ultimate builder
- After writing on their plate, place the different building materials in the group or on the table (pipe cleaners, craft sticks, playdough, etc.)
- Kids will use their creativity to create and design anything they want to. It can be connected to their interests, hobbies, to the Bible story, etc.

DAY 1 CONTINUED


WHAT YOU SAY

Today, we are learning that God Builds. It means that God is not just A builder, He is THE builder. God built and created everything. He built the galaxies, the stars, the planets, to everything in this world including mountains, the sky, oceans, trees, birds, fish, and animals. More importantly, God built or made people. God made you!

You are made in God's image and likeness, and God knows you better than you know yourself. In Psalm 139, David writes that God formed you in your mother's womb. He says that we are wonderfully made. God saw you before you could see. God knows your thoughts. God knows how many hairs are on top of your head. God gave you fingerprints that only belong to you. And God created you to be creative.

Discussion Questions for the group as they make the craft:

- Knowing that God made you, how does that change how you see yourself?
- What are some qualities about you love about yourself that is from God?
- What are some talents or interests that you have that God gave you?
- Knowing that we are all made in His image, how does that change how you see others?
- Knowing that God made you for a friendship / relationship with Him, what does that mean to you?
-



DAY 2 BUILD AN ARK

SUPPLIES:

Blue Orbeez

Tin Foil

Plastic Container per kid

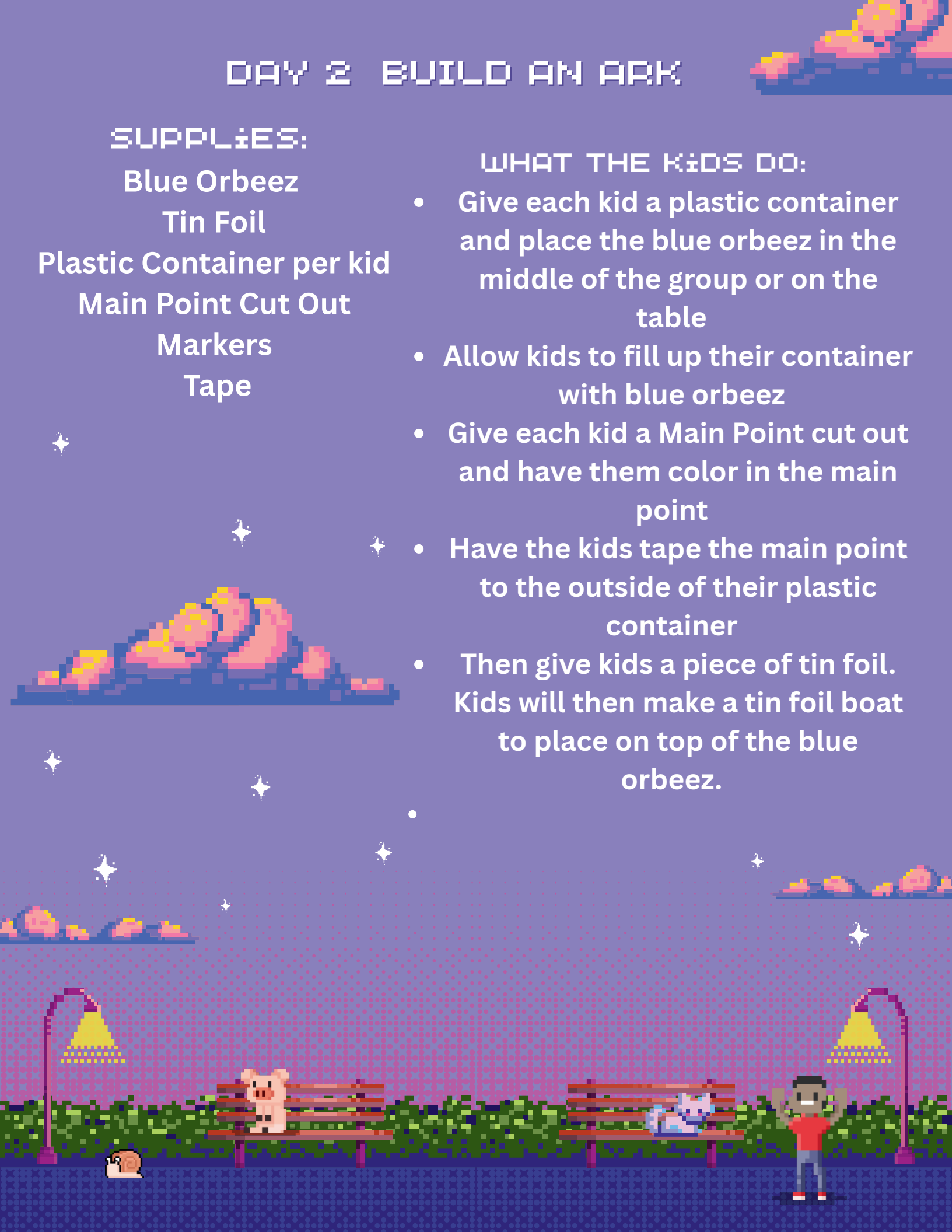
Main Point Cut Out

Markers

Tape

WHAT THE KIDS DO:

- Give each kid a plastic container and place the blue orbeez in the middle of the group or on the table
- Allow kids to fill up their container with blue orbeez
- Give each kid a Main Point cut out and have them color in the main point
- Have the kids tape the main point to the outside of their plastic container
- Then give kids a piece of tin foil. Kids will then make a tin foil boat to place on top of the blue orbeez.




DAY 2 CONTINUED

WHAT YOU SAY

Today, we are learning that sin tears down through Adam and Eve disobeying God in the Garden of Eden. That first sin tore down God's original plan and led God to want to start over with the world. It's why Noah had built an ark and the floods came on the earth. Even when sin tore down God's original design for creation, He still has a plan. Your craft is a reminder that God is always in control and even though sin may tear down, God is bigger than our sin, and because of that, we can trust Him no matter what!

DISCUSSION QUESTIONS FOR THE GROUP AS THEY MAKE THE CRAFT:

- What is the first sin called from Adam and Eve? *Original Sin*
- How does original sin affect us today? (*We are born into sin, we are born separated from a relationship with God, we sin today*)
- How would you feel if you were Noah building an ark? (*Doubts, fears, trusting in God, etc.*)
- What is a covenant? (*A promise that God makes to His people*)
- What does the rainbow mean (*That God will not flood the earth again*)
- Knowing that God is perfect, and he is faithful (*he shows up time and time again*), how does knowing that help you trust Him?



DAY 3: GOD ABOVE ALL THINGS KEYCHAIN

SUPPLIES:

Elastic String

Alphabet Beads or neon kind

Pony Beads

Emoji Beads

Sports Beads

Assortment of Beads

Key Rings

Scissors

WHAT THE KIDS DO:

- Give each kid a cut piece of string between 7 to 9 inches. Tie one end to the key ring to create the keychain
- Have the kids begin adding the G-O-D letters. They are putting God at the top of everything else. Have them start with the D, then O, then G. Kids will thread the string through the bottom of the bead.
- Have kids then select different beads to add to the rest of the keychain. When kids get to the end of the string, tie a knot to keep all the beads together.
-



DAY 3 CONTINUED


WHAT YOU SAY

Today, we are learning that people are bad builders. People have built some incredible things in this world – buildings, inventions, cars, toys. But we aren't talking about that kind of building. It's about what you say is important in your life. The Israelites were impatient and ignored the commands of God, so they built a golden calf to worship. They made the idol more important than God.

Your keychain is a reminder that God is always the first and most important thing in our life. More important than sports. More important than getting good grades. More important than what you like to do. All of these are good, but when God is at the top.

DISCUSSION QUESTIONS FOR THE GROUP AS THEY MAKE THE CRAFT:

- How do you think Moses felt when he got down the mountain and saw the Israelites worshipping the 10 Commandments?
- When are times you get impatient? What happened when you acted out on being impatient?
- What are somethings you tend to make more important than God?
- How can you keep God the priority or number one in everything you do?



DAY 4 DA VINCI POPSICLE STICK BRIDGE

SUPPLIES:

Popsicle Sticks (18 per kid)

Markers

WHAT THE KIDS DO:

- What the Kids do:
- Give each kid 18 popsicle sticks
- Kids will need 4 different colored popsicle sticks for the activity
- Color 1 = 8 popsicle sticks
- Color 2 = 4 popsicle sticks
- Color 3 = 3 popsicle sticks
- Color 4 = 3 popsicle sticks

The color chosen for 8 popsicle sticks and 4 popsicle sticks will be the horizontally placed popsicle sticks. The colors chosen for 3 popsicle sticks will be vertically placed sticks.



DAY 4 CONTINUED

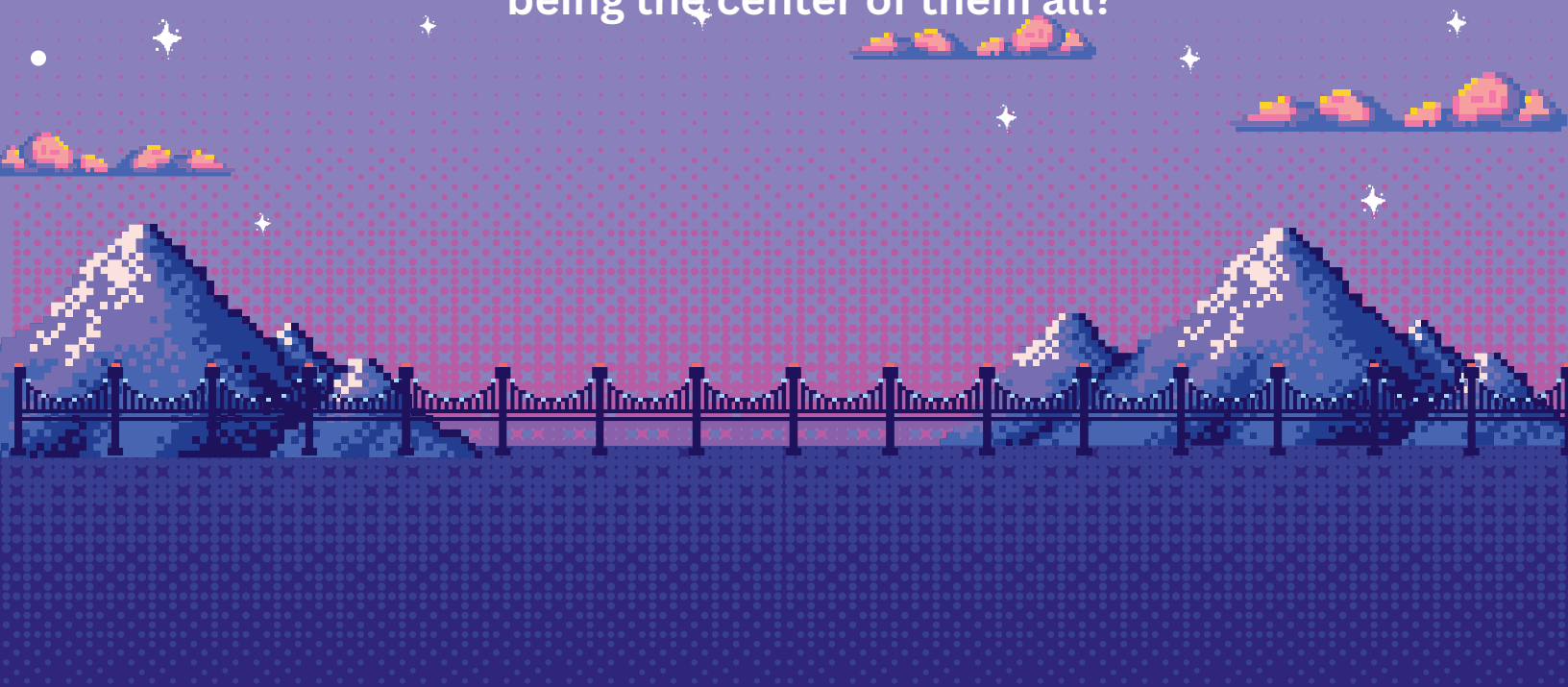
WHAT YOU SAY

Today, we learned that Jesus builds a relationship with me. Even though sin tears everything down and that people are bad builders, God sent His Son Jesus, so that I can have a relationship with God the Father. When we invite Jesus into our heart as our Lord and Savior, He changes our heart, and with a changed heart, we have access to God the Father.

The bridge craft is a reminder that Jesus builds us a bridge back to us. Just how it was intricate for your bridge to be made, Jesus did a lot for us to have access to the Father. We can praise Him because of how much He loves us.

DISCUSSION QUESTIONS FOR THE GROUP AS THEY MAKE THE CRAFT:

- What does it mean to you when you hear Jesus loves you?
- Have you felt Jesus' love in your life? When and how did that make you feel?
- How do your thoughts, actions, and words need to change with Jesus being the center of them all?



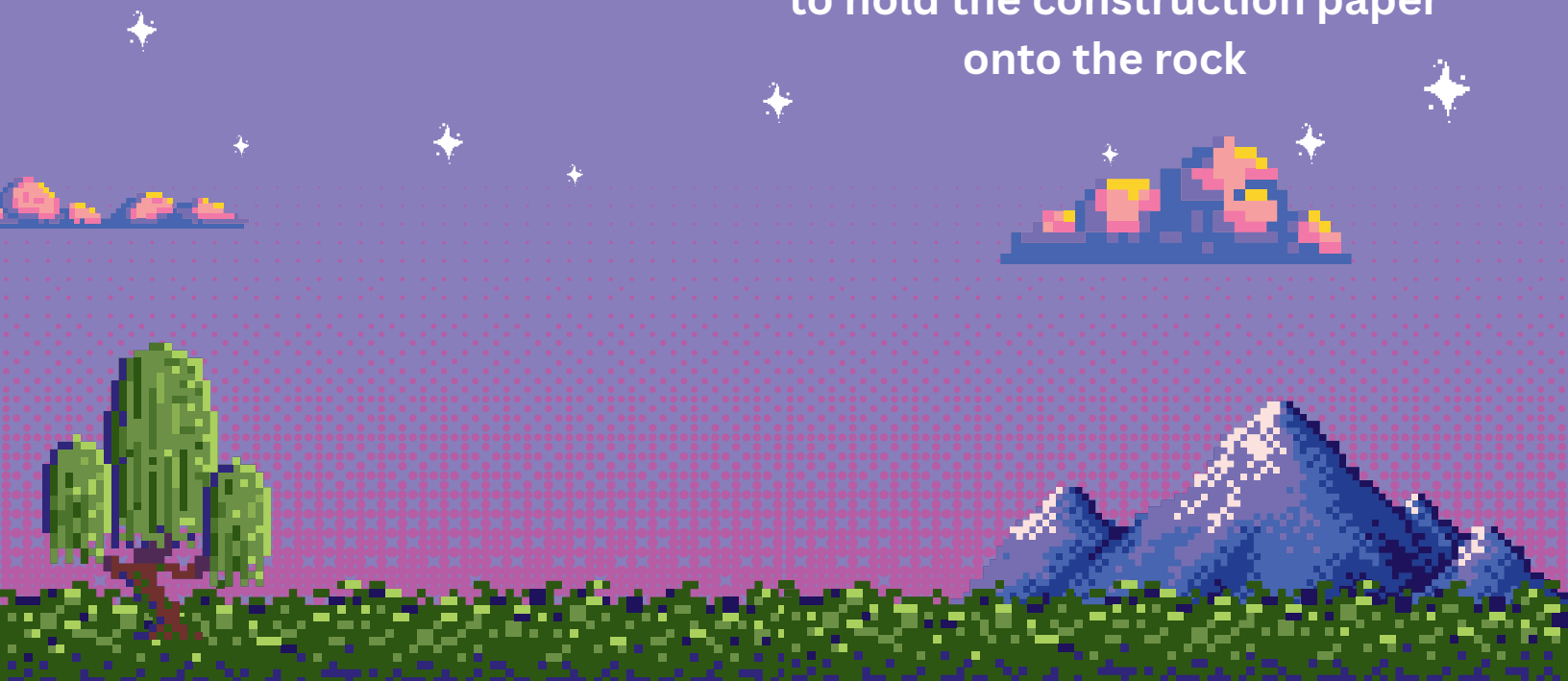
DAY 3 ROCK HOUSE

SUPPLIES:

Rocks
Fine tip marker
pens
Construction Paper
(brown or different
colored sheets)
Scissors
Glue Dots

WHAT THE KIDS DO:

- Give each kid a rock and put the pens in the middle of the table or group to share.
- Instruct the kids to begin decorating the house – adding windows, doors, crosses, etc.
- On the back of the rock, have the kids write the main point and the key Scripture
- Have the kids create a roof with the construction paper. The roof does not need to be symmetrical or even. It can be whatever shape they desire to make.
- Place a few glue dots on the rock to hold the construction paper onto the rock



DAY 3 CONTINUED

WHAT YOU SAY:

Today we learned to Build Your Life on Jesus. From Jesus' parable of the house on the sand and rock, the best foundation for us to build our lives upon is on Jesus. On whom He is and what His Word says. So that when life gets hard and things feel crazy, Jesus is our firm foundation. And because Jesus is perfect, we know that He will never fail us.

This rock craft is a reminder that our house needs to be built on Jesus. That He is the firm foundation and there is nothing stronger than Jesus.

DISCUSSION QUESTIONS FOR THE GROUP AS THEY MAKE THE CRAFT:

- What are some ways you know that Jesus is the firm foundation?
- When was a time when you needed to trust in Jesus?
- What are ways you can trust in Jesus with your life?
- Are there any doubts you have about Jesus?

