

# CRAFTS

1ST - 3RD  
GRADE



LET'S PLAY!

# DAY 1

## I'M MADE IN GOD'S IMAGE

### SUPPLIES:

Made in God's Image Handout

1 tin foil square per kid


Glue

Paper Squares

Markers, crayons, or colored pencils

### WHAT THE KIDS DO:

- Give each kid a Made in God's Image Template
- Have them write their name on the bottom of the sheet
- Give each kid a piece of foil and have them glue it on top of the square to create a mirror
- Have kids take paper squares and glue them to decorate the rest of the paper
- Have kids color the words God Made Me on the bottom of the page



# DAY 1 CONTINUED

Today, we are learning that God Builds. It means that God is not just A builder, He is THE builder. God built and created everything. He built the galaxies, the stars, the planets, to everything in this world including mountains, the sky, oceans, trees, birds, fish, and animals. More importantly, God built, or made people. God made you!

You are made in God's image and likeness and God knows you better than you know yourself. In Psalm 139, David writes that God formed you in your mother's womb. He says that we are wonderfully made. God saw you before you could see. God knows your thoughts. God knows how many hairs are on top of your head. God gave you fingerprints that only belong to you. And He created you because He loves you and wants a friendship with you like how he did with Adam and Eve when he created and built the world.

This God Made Me mirror is a reminder that you are unique, seen, known, and loved by the God who made everything

Discussion Questions for the group as they make the craft:

- Knowing that God made you, how does that change how you see yourself?
- What are some qualities about you love about yourself that is from God?
- What are some talents or interests that you have that God gave you?
- Knowing that we are all made in His image, how does that change how you see others?
- Knowing that God made you for a friendship / relationship with Him, what does that mean to you?



# DAY 2 BUILD AN ARK

## SUPPLIES:

Coffee Filters

Water Droppers with water

Markers

White Crayons

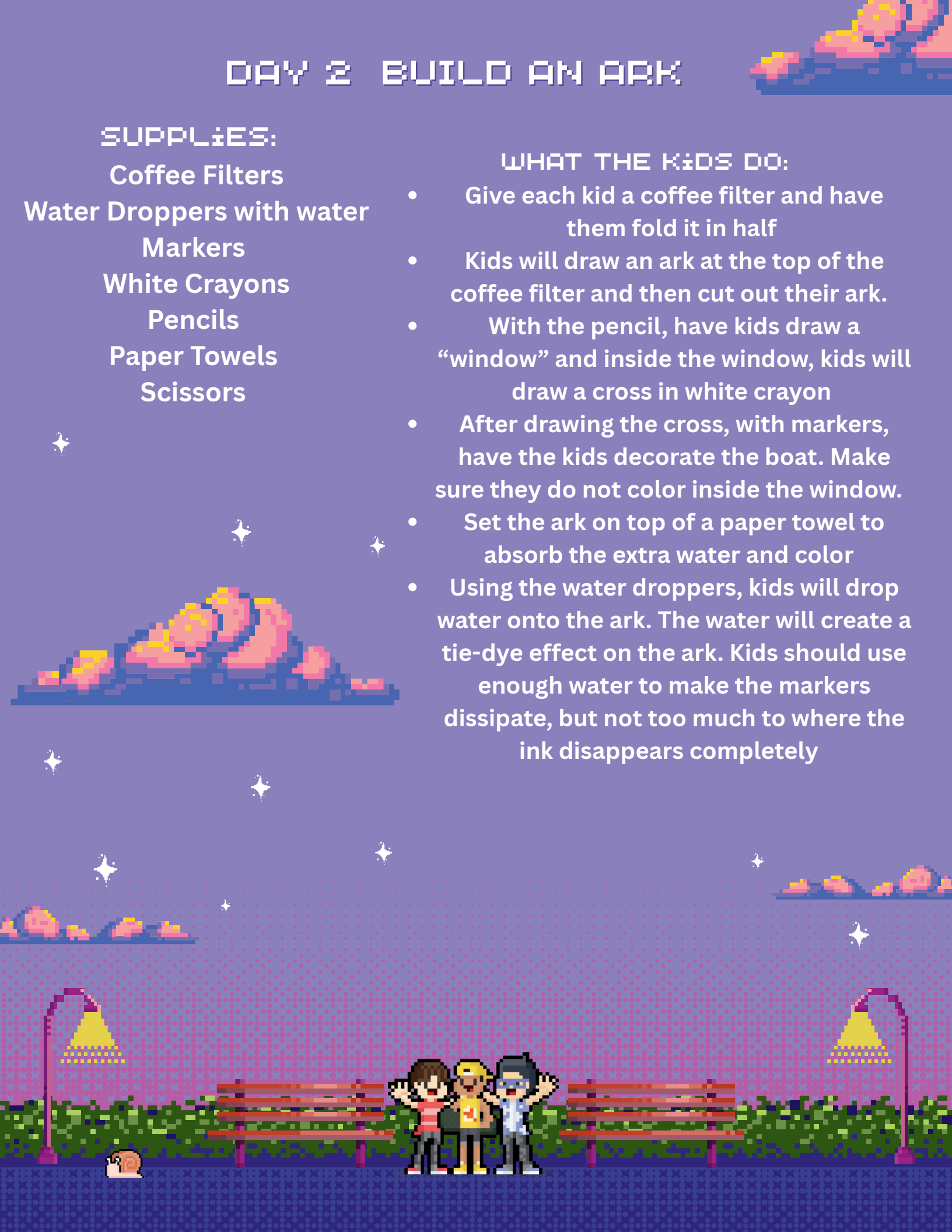
Pencils

Paper Towels

Scissors

## WHAT THE KIDS DO:

- Give each kid a coffee filter and have them fold it in half
- Kids will draw an ark at the top of the coffee filter and then cut out their ark.
- With the pencil, have kids draw a “window” and inside the window, kids will draw a cross in white crayon
- After drawing the cross, with markers, have the kids decorate the boat. Make sure they do not color inside the window.
- Set the ark on top of a paper towel to absorb the extra water and color
- Using the water droppers, kids will drop water onto the ark. The water will create a tie-dye effect on the ark. Kids should use enough water to make the markers dissipate, but not too much to where the ink disappears completely






# DAY 2 CONTINUED

## WHAT YOU SAY

Today, we are learning that sin tears down through Adam and Eve disobeying God in the Garden of Eden. That first sin tore down God's original plan and led God to want to start over with the world. It's why Noah had built an ark and the floods came on the earth. Even when sin tore down God's original design for creation, He still has a plan. Your craft is a reminder that God is always in control and even though sin may tear down, God is bigger than our sin, and because of that, we can trust Him no matter what!

## DISCUSSION QUESTIONS FOR THE GROUP AS THEY MAKE THE CRAFT:

- What is the first sin called from Adam and Eve? Original Sin
- How does original sin affect us today? (We are born into sin, we are born separated from a relationship with God, we sin today)
- How would you feel if you were Noah building an ark? (Doubts, fears, trusting in God, etc.)
- What is a covenant? (A promise that God makes to His people)
- What does the rainbow mean (That God will not flood the earth again)
- Knowing that God is perfect, and he is faithful (he shows up time and time again), how does knowing that help you trust Him?



# DAY 3: GOD ABOVE ALL THINGS KEYCHAIN

## SUPPLIES:

Elastic String

Alphabet Beads or neon kind

Pony Beads

Emoji Beads

Sports Beads or more

Assortment of Beads

Key Rings

Scissors

## WHAT THE KIDS DO:

- Give each kid a cut piece of string between 7 to 9 inches. Tie one end to the key ring to create the keychain
- Have the kids begin adding the G-O-D letters. They are putting God at the top of everything else. Have them start with the D, then O, then G. Kids will thread the string through the bottom of the bead.
- Have kids then select different beads to add to the rest of the keychain. When kids get to the end of the string, tie a knot to keep all the beads together.



# DAY 3 CONTINUED


## WHAT YOU SAY

Today, we are learning that people are bad builders. People have built some incredible things in this world – buildings, inventions, cars, toys. But we aren't talking about that kind of building. It's about what you say is important in your life. The Israelites were impatient and ignored the commands of God, so they built a golden calf to worship. They made the idol more important than God.

Your keychain is a reminder that God is always the first and most important thing in our life. More important than sports. More important than getting good grades. More important than what you like to do. All of these are good, but when God is at the top.

## DISCUSSION QUESTIONS FOR THE GROUP AS THEY MAKE THE CRAFT:

- How do you think Moses felt when he got down the mountain and saw the Israelites worshipping the 10 Commandments?
- When are times you get impatient? What happened when you acted out on being impatient?
- What are somethings you tend to make more important than God?
- How can you keep God the priority or number one in everything you do?




# DAY 4 JESUS GIVES US A NEW HEART

## SUPPLIES:

Keep Jesus In Your Heart Craft Kit

## WHAT THE KIDS DO:

- Give each kid a Jesus Gives us a New Heart craft kit. Have them open it and assemble all the pieces in front of them.
- Have them place the foam hearts on the different parts of the shapes
- Thread the string through the heart and tie it at the top
- Lay the string down on the table and have the kids begin unpeeling the backs off the shapes to place on the string



## DAY 4 CONTINUED


### WHAT YOU SAY

Today, we learned that Jesus builds a relationship with me. Even though sin tears everything down and that people are bad builders, God sent His Son Jesus, so that I can have a relationship with God the Father. When we invite Jesus into our heart as our Lord and Savior, He changes our heart, and with a changed heart, we have a access to God the Father.

This craft is a reminder to keep Jesus in our Heart and for Him to be in everything we do. From what we say, what we think, what we do; it's all about Jesus.

### DISCUSSION QUESTIONS FOR THE GROUP AS THEY MAKE THE CRAFT:

- What does it mean to you when you hear Jesus loves you?
- Have you felt Jesus' love in your life? When and how did that make you feel?
- How do your thoughts, actions, and words need to change with Jesus being the center of them all?



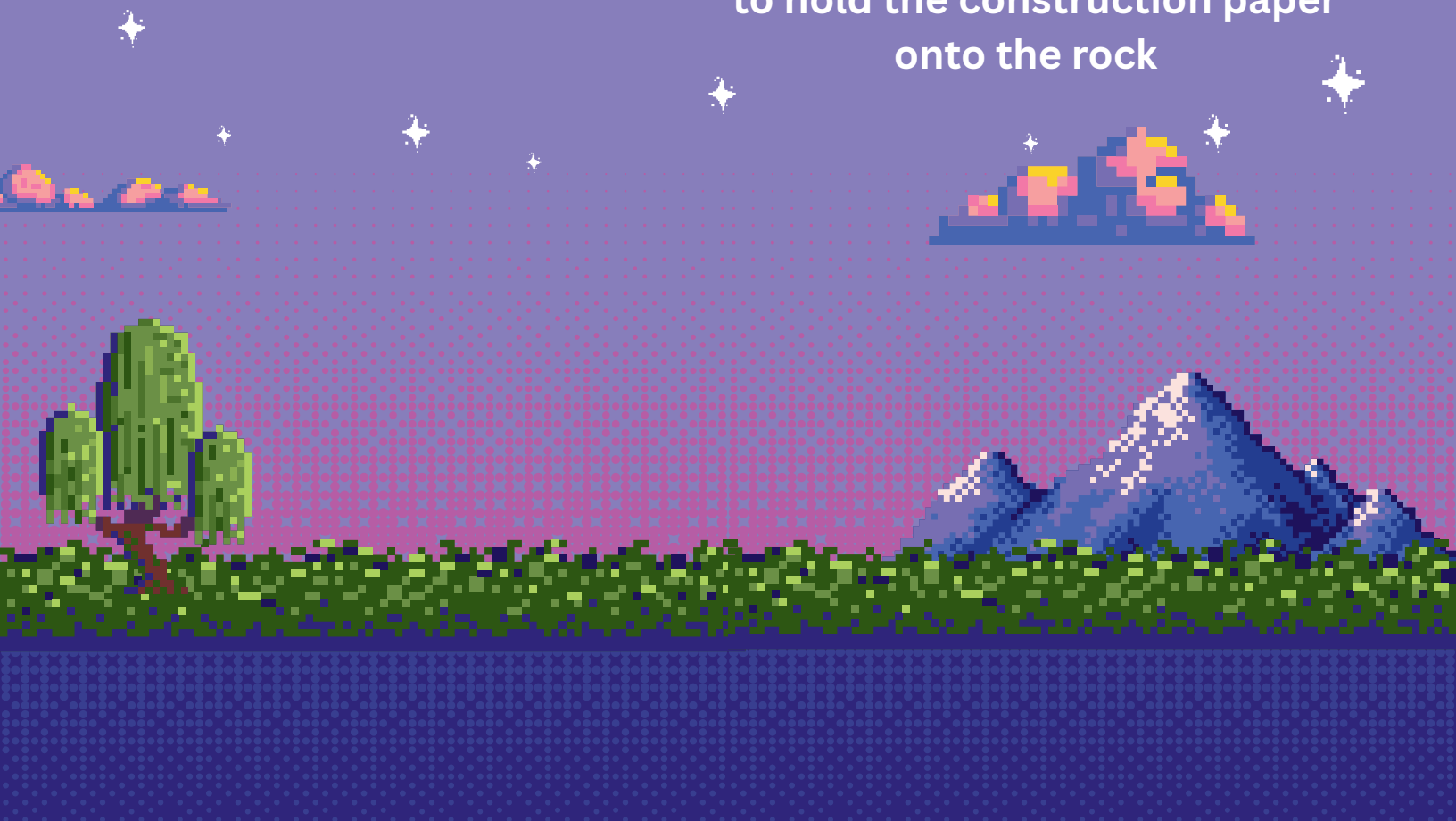
# DAY 3 ROCK HOUSE

## SUPPLIES:

Rocks  
Fine tip marker  
pens  
Construction Paper  
(brown or different  
colored sheets)  
Scissors  
Glue Dots

## WHAT THE KIDS DO:

- Give each kid a rock and put the pens in the middle of the table or group to share.
- Instruct the kids to begin decorating the house – adding windows, doors, crosses, etc.
- On the back of the rock, have the kids write the main point and the key Scripture
- Have the kids create a roof with the construction paper. The roof does not need to be symmetrical or even. It can be whatever shape they desire to make.
- Place a few glue dots on the rock to hold the construction paper onto the rock



# DAY 3 CONTINUED

## WHAT YOU SAY:

Today we learned to Build Your Life on Jesus. From Jesus' parable of the house on the sand and rock, the best foundation for us to build our lives upon is on Jesus. On whom He is and what His Word says. So that when life gets hard and things feel crazy, Jesus is our firm foundation. And because Jesus is perfect, we know that He will never fail us.

This rock craft is a reminder that our house needs to be built on Jesus. That He is the firm foundation and there is nothing stronger than Jesus.

## DISCUSSION QUESTIONS FOR THE GROUP AS THEY MAKE THE CRAFT:

- What are some ways you know that Jesus is the firm foundation?
- When was a time when you needed to trust in Jesus?
- What are ways you can trust in Jesus with your life?
- Are there any doubts you have about Jesus?

